



SENTENCING SNAPSHOT

ISSUE 13—DECEMBER 2024



JUVENILE DELINQUENCY SCORES AMONG GUIDELINES INDIVIDUALS, AGES 18-22 YEARS, SENTENCED IN MARYLAND CIRCUIT COURTS


This Sentencing Snapshot provides a descriptive analysis of the juvenile delinquency score component of the offender score among guidelines individuals, ages 18 to 22 years old, sentenced in Maryland circuit courts from fiscal year (FY) 2014 through FY 2023. Additional information, including methodology, may be found on the [MSCCSP website](#).

JUVENILE DELINQUENCY SCORE OVER TIME

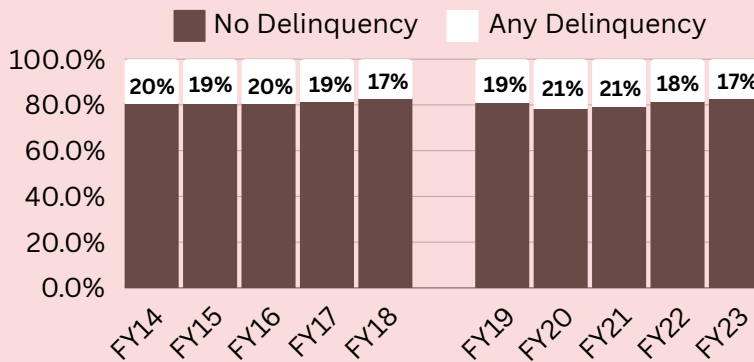
The MSCCSP revised the instructions for the juvenile delinquency score effective July 1, 2018. The revised instructions calculate the score based solely on prior **adjudications** rather than a combination of adjudications and **commitments**.

19%

of 18–22-year-old guidelines-sentenced individuals had a record of **juvenile delinquency both before and after** the change in definition.



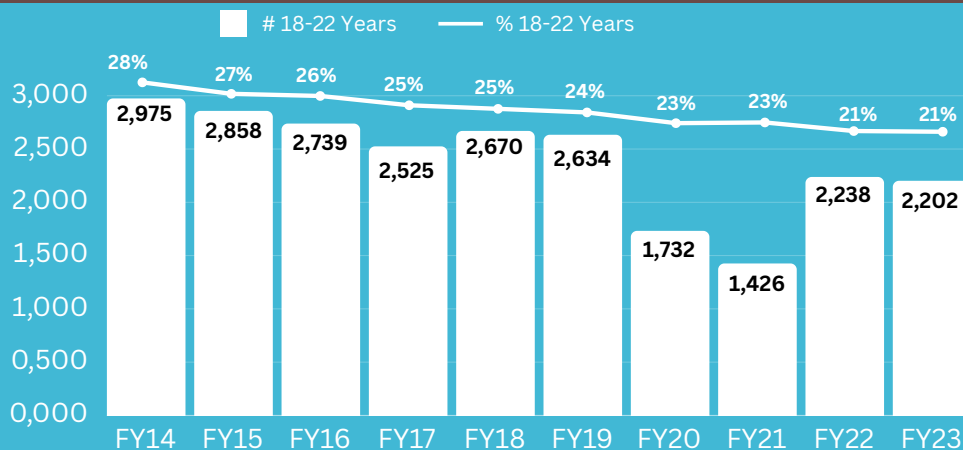
Overall, the rate of individuals, ages 18 to 22 years, who scored juvenile delinquency points stayed **stable** over the past decade.



SCORING INSTRUCTIONS

0	23 years or older or 0 findings of a delinquent act w/in 5 years of date of offense
1	Under 23 years and 1 or 2 findings of a delinquent act w/in 5 years of date of offense
2	Under 23 years and 3 or more findings of a delinquent act w/in 5 years of date of offense

GUIDELINES-SENTENCED INDIVIDUALS, AGES 18-22 YEARS



1 in 4

sentenced from FY 2014 through FY 2023 were 18 to 22 years old and, therefore, **eligible** for the **juvenile delinquency score**

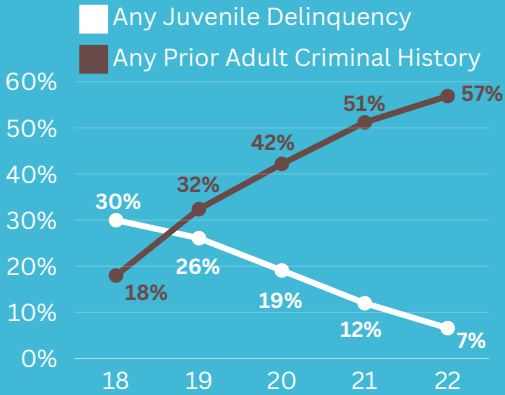


SENTENCING SNAPSHOT

ISSUE 13—DECEMBER 2024



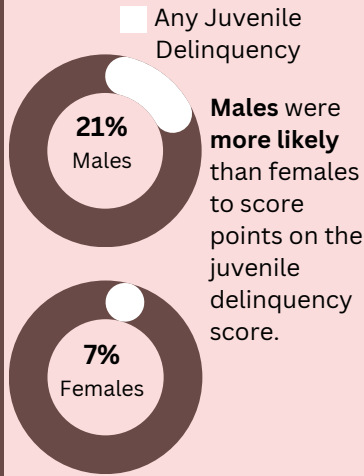
AGE AND PRIOR RECORD



Source: FY2019-2023

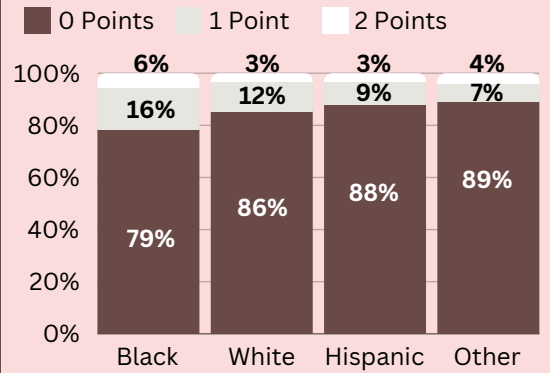
As expected, as individuals age, fewer score points for **juvenile** delinquency while more score points for a prior **adult** criminal record.

JUVENILE DELINQUENCY BY SEX AND RACE



Males were more likely than females to score points on the juvenile delinquency score.

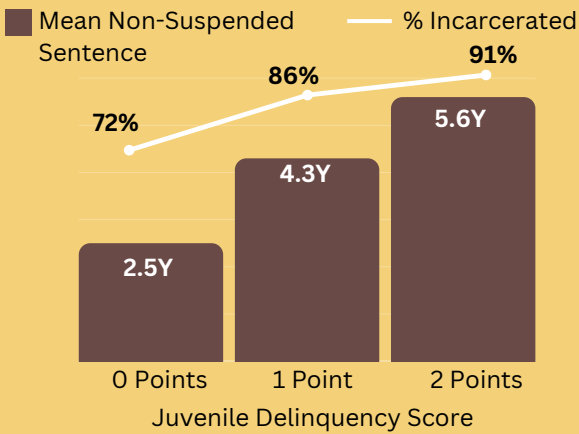
Source: Ages 18 to 22 years, FY2019-2023



Source: FY2019-2023

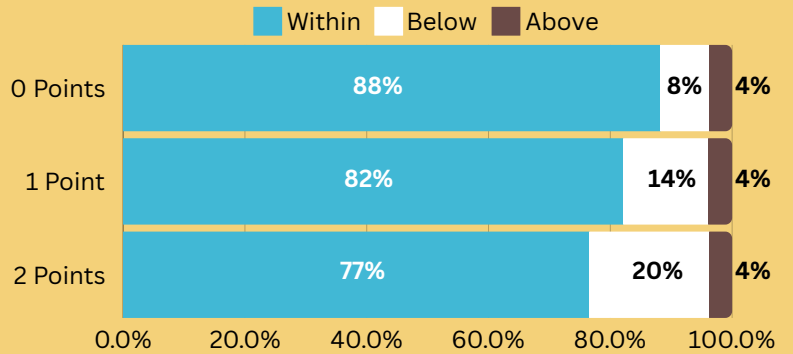
Black individuals, ages 18 to 22 years, were **more likely** than those of any other race to score points on the juvenile delinquency score.

INCARCERATION AND SENTENCE LENGTH



Source: Ages 18 to 22 years, FY2019-2023

SENTENCING GUIDELINES COMPLIANCE

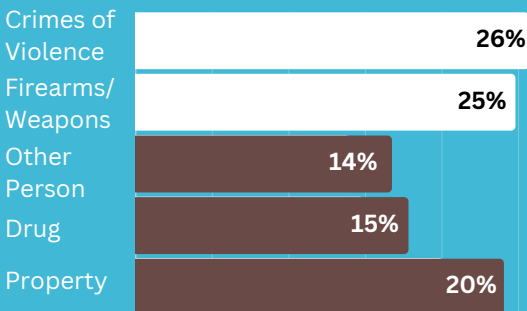


Source: Ages 18 to 22 years, FY2019-2023

As the juvenile delinquency score increased, **below** departures increased.

JUVENILE DELINQUENCY AND OFFENSE TYPE

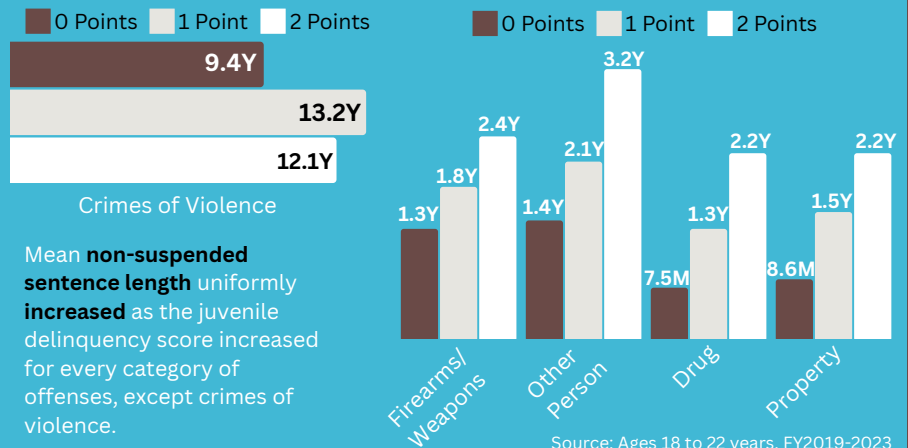
Any Delinquency by Offense Type



Source: FY2019-2023

Individuals, ages 18 to 22 years, convicted of **crimes of violence** and **firearms/weapon** offenses were more likely than those convicted of other offense types to have a record of juvenile delinquency.

Mean Non-Suspended Sentence by Offense Type and Delinquency Score



Mean **non-suspended sentence length** uniformly **increased** as the juvenile delinquency score increased for every category of offenses, except crimes of violence.

Source: Ages 18 to 22 years, FY2019-2023