




SENTENCING SNAPSHOT

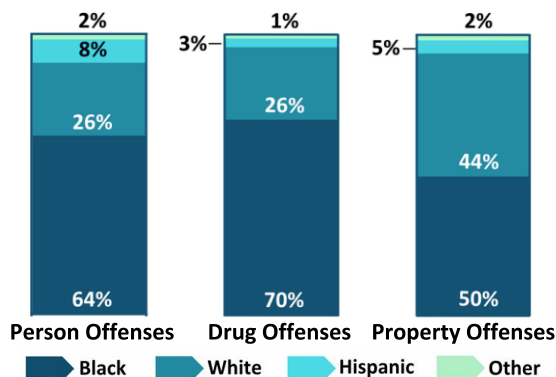


Issue 11—November 2023

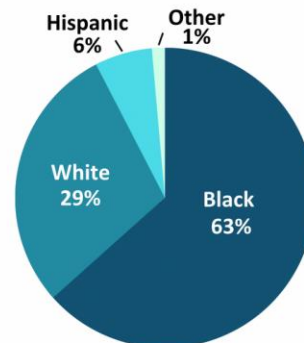
Racial Differences in Maryland Guidelines-Eligible Sentencing Events

This Sentencing Snapshot includes all guidelines individuals sentenced in Maryland circuit courts from calendar years (CY) 2018 through 2020. Additional information, including methodology for this report, may be found in the [full report](#) released in July 2023.

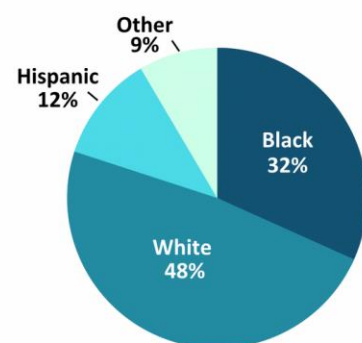
Offense Type by Race



Racial Composition of Guidelines-Sentenced Individuals



Racial Composition of the Entire State of Maryland



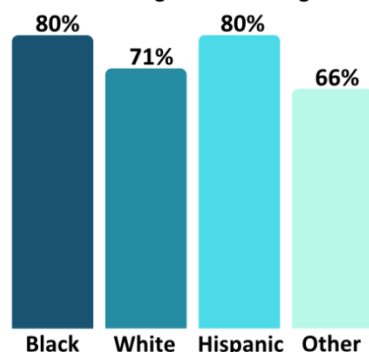
Source: U.S. Census Bureau (2020)



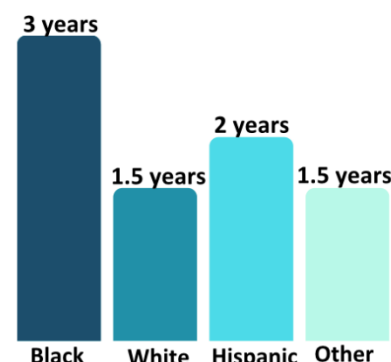
Key Takeaways

- Black individuals composed 63% of guidelines-sentenced individuals versus 32% of the entire population in Maryland.
- Incarceration rates were highest and median sentence lengths were longest for Black and Hispanic individuals.
- Sentencing trends for Black individuals may be attributed, in part, to more extensive criminal records, greater offense severity, and greater firearm presence among Black relative to White and Other Race individuals.
- Sentencing trends for Hispanic individuals may be related to greater offense severity among Hispanic individuals relative to White and Other Race individuals.
- Each of these factors, in turn, led to higher guidelines ranges for Black and Hispanic individuals.
- When the guidelines were accounted for, racial differences in sentencing were reduced though not eliminated.
- Hispanic individuals were sentenced higher relative to their guidelines in comparison to Black, White, and Other Race individuals. This trend may be, in part, because Hispanic individuals were more likely to have no prior criminal record but to be convicted of relatively serious offenses.

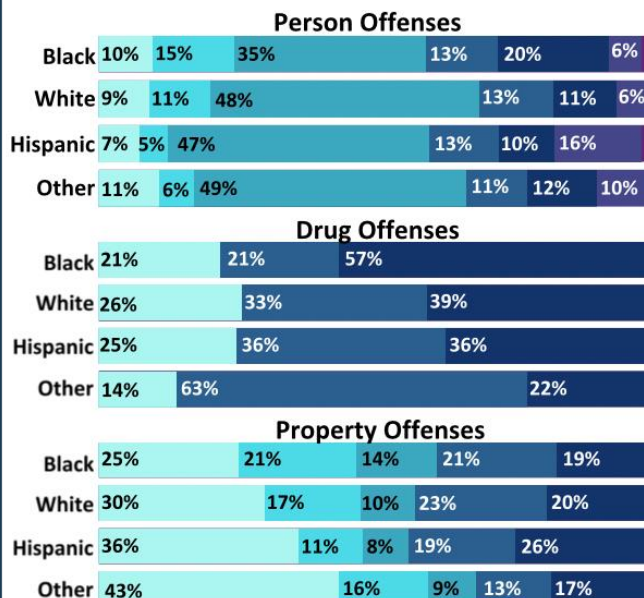
Incarceration Rates by Race for Guidelines-Eligible Sentencing Events



Median Sentence Length by Race



Offense Seriousness Categories by Race



The MSCCSP assigns seriousness categories to offenses based on the nature of the offense and its statutory maximum penalty.

Seriousness categories range from VII (least severe, such as Theft, <\$1,500) to I (most severe, such as Murder, 1st degree).



An Individual's Sentencing Guidelines Range

Offender Score
(criminal history)

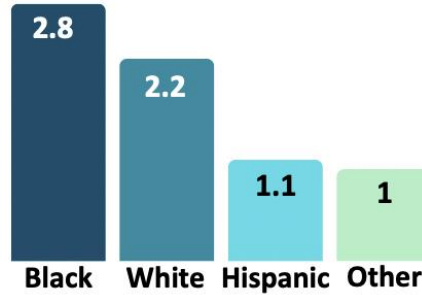
Offense Seriousness Category
(drug and property offenses)

Offense Score
(person offenses)

Offender Score Components

Relationship to CJS when Offense Occurred
+
Juvenile Delinquency
+
Prior Adult Parole/ Probation Violation
+
Prior Adult Criminal Record

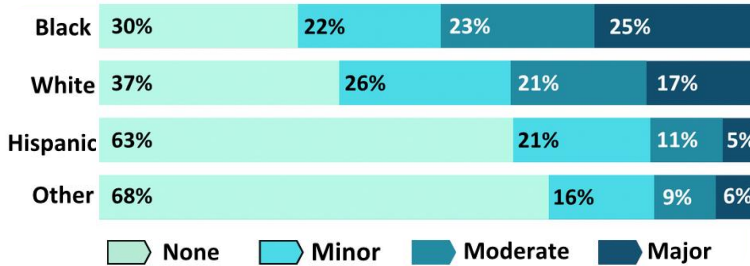
Average Offender Score



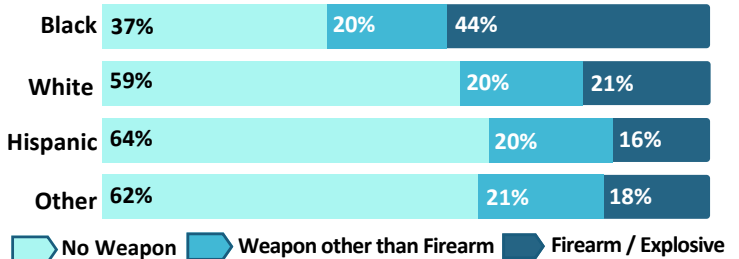
Offense Score Components

Seriousness Category
+
Victim Injury
+
Special Victim Vulnerability
+
Weapon Presence


Prior Adult Criminal Record Severity



Weapon Presence by Race (for person offenses only)



Sentencing Guidelines Midpoint (The middle of an individuals' guidelines range)



Please Note

This Snapshot is limited to the sentencing stage and cannot account for the impact of earlier or later stages of the criminal justice system on racial inequalities.

It is important to recognize that differences in the racial composition of individuals at sentencing are present before sentencing.

In other words, arrest practices, charging decisions, and pre-sentence detention significantly impact racial differences before any individual steps into a courtroom for sentencing.



Median Sentence Relative to the Sentencing Guidelines Midpoint

